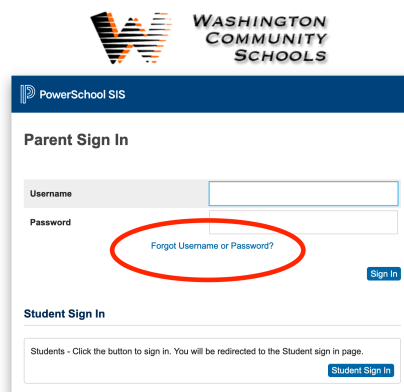


Washington Community Schools PowerSchool Parent Login Reset

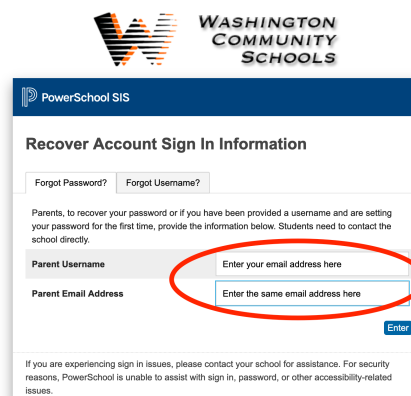
Please go to the Parent PowerSchool log in page: <http://washington.powerschool.com> or click the link under the Parents menu of our District website <http://www.washington.k12.ia.us>

All parents will need to reset their password for their parent login account starting the 2022-23 school year. Click the Forgot Username or Password link on the login page.



The screenshot shows the 'Parent Sign In' page of the PowerSchool SIS system. At the top is the Washington Community Schools logo. Below it, the 'Parent Sign In' section has fields for 'Username' and 'Password'. A red circle highlights the link 'Forgot Username or Password?' located below the password field. There is also a 'Sign In' button. Below this is a 'Student Sign In' section with a note: 'Students - Click the button to sign in. You will be redirected to the Student sign in page.' and a 'Student Sign In' button.

For parent username, enter your **email address**. For parent email address, also enter your **email address** and click enter.



The screenshot shows the 'Recover Account Sign In Information' page. It has two tabs: 'Forgot Password?' and 'Forgot Username?'. The 'Forgot Username?' tab is selected. Below the tabs, there is a paragraph of instructions. Then, there are two input fields: 'Parent Username' with the placeholder 'Enter your email address here' and 'Parent Email Address' with the placeholder 'Enter the same email address here'. A red circle highlights both of these input fields. An 'Enter' button is at the bottom right. At the very bottom, there is a small note about contacting the school for assistance.

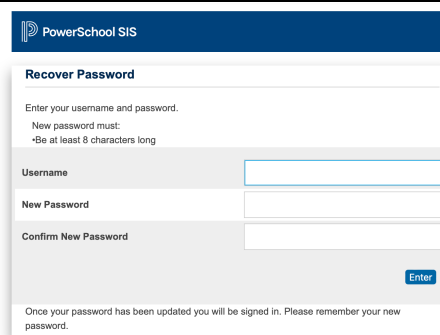
You should get a response that a Forgot Password email was sent. It may take several minutes for the email to be delivered to your mailbox. Check your email and click the link provided in the password reset message.



The screenshot shows the 'Forgot Password Email Sent' page. It has the Washington Community Schools logo at the top. Below it, a paragraph states: 'If the email address you provide is associated with an account in our records, you will receive an email with instructions for resetting your password. If you don't receive this email, please check your junk mail folder or contact the school.' At the bottom, there is a link that says 'Return to Sign In.'

When you click the link, it should bring you to this page. For username, enter your **email address**. For new password, enter what you would like your password to be (at least 8 characters long) and click enter. You should now be able to log in on the Powerschool Parent login page using your email address and password.

If this is unsuccessful we may not have your current email address on file. Please contact a school secretary and they can assist you.



The screenshot shows the 'Recover Password' page. It has the Washington Community Schools logo at the top. Below it, a paragraph says: 'Enter your username and password. New password must: *Be at least 8 characters long'. There are three input fields: 'Username', 'New Password', and 'Confirm New Password'. A red circle highlights the 'New Password' and 'Confirm New Password' fields. An 'Enter' button is at the bottom right. At the very bottom, there is a note: 'Once your password has been updated you will be signed in. Please remember your new password.'

Updated 07/20/2022